

**HOT!**

## HDS1021M

The 1st economical 3 in 1 handheld digital storage oscilloscope, second to none

Comply with the soul of "Meet your best need", OWON worked out a solution to kick out the cost bottleneck of handheld digital storage oscilloscope. This effort give the birth of HDS1021M and it offer a great choice for various needs. HDS1021M reserve all the measurement function with 20MHz bandwidth at 100MS/s sample rate. Single channel minimizes the whole product energy consumption and shapes a friendly using environment. TFT true color display is a great advantage compare to all traditional low-cost handheld DSO with mono color display and optimize test condition. The combination of DSO and DMM highly improve test efficiency and convenience.

### Main Features:

1. Autoscale
2. 18 Automatic Measurements
3. 3 in 1(DSO+Multimeter+Cymometer)
4. Bandwidth: 20MHz
5. Single channel
6. Support USB for data transmission to PC
7. TFT true color display(65535 colors)
8. Replaceable li-ion battery back up (6 hours)



## HDS3102M-N

The 1st high performance 100M handheld digital storage oscilloscope made in China.

**HOT!**

OWON handheld digital storage oscilloscope is highly applauded by users since the very beginning. We are seeking opportunities to meet higher levels needs. We note that the choice of 100MHz bandwidth handheld DSO is limited and launch a more customer-oriented item became our mission. The successful HDS3102M-N indicates that Chinese manufacturer breakthrough the core technique of 100MHz handheld DSO, and surpass the integration technique as well. It will bring new valuable experiences for all users. These valuable experiences naturally will result in the change of the current supply and demand pattern.

### Main Features:

1. Autoscale
2. 20 Automatic Measurements
3. 3 in 1(DSO+Multimeter+Cymometer)
4. Bandwidth: 100MHz
5. Support USB for data transmission to PC
6. Replaceable li-ion battery back up (6 hours)
7. USB Flash Disk Storage
8. Waveform Record & Replay
9. FFT



# owon®

**Meet your best need**


**owon®**  
Meet your best need

Xiamen Lilliput Technology Co.,Ltd.  
5F,B Area,Chuangxin Plaza,Softpack,Zhenzhu Wan  
Huan Dao Rd,Xiamen,China.  
Tel +86-592-2575666  
Fax +86-592-2575669  
E-mail sales@owon.com.cn

[www.owon.com.cn](http://www.owon.com.cn)

Mar 2010

Please contact local distributor for further information.



[www.owon.com.cn](http://www.owon.com.cn)

## ABOUT **owon**

“OWON” brand is established and developed jointly by XIAMEN LILLIPUT TECHNOLOGY CO., LTD and FUJIAN LILLIPUT OPTOELECTRONICS TECHNOLOGY CO., LTD. “OWON” devote to the research, production and sales of test and measurement products.

Innovation is the soul of engineering design. Supported by wholly independent self-innovation, OWON has launched the first item HDS1022M successfully and it proves obviously that we break the long-term monopoly of foreign brand in digital storage oscilloscope technique. Today OWON products cover a complete digital storage oscilloscope range of handheld DSO, bench DSO, Mixed LA support DSO.

OWON products are widely used in different field like Manufacture, Industry control, Broadcast, Network communication and Scientific research and Education etc. Our customers include Harvard university in USA, Chiba university in Japan, University of Milan, University of Iowa, Xiamen University, University of Science and technology of Beijing and Jilin University.

Customer communication and feedback are always the engine to power our growth. OWON keep taking efforts in create value in safe, convenience, user-friendly and measure precision for our customers, then to be your preferred partner.



## Milestone In Development:

- Mar 2006 HDS1022M—the first high quality 2 in 1 handheld DSO made in China with high resolution color LCD display
- Sep 2006 PDS5022S—Big 7.8 inch color LCD display bench DSO, the ideal for education
- Nov 2006 HDS2062M—60M handheld DSO follow up the success of HDS1022M
- Jun 2007 HDS-N series—the upgrade version to original HDS series
- Nov 2007 MSO5022S—Mixed LA-supported DSO
- Apr 2008 PDS7102T—100M bench DSO
- Dec 2008 OWON are named as “the most competitive price with high quality products” by “WIRELESS” magazine in China
- Jan 2009 MSO7102T—Mixed LA support DSO with 100M and 1G real time sample rate
- Apr 2009 Innovate independent for Auto measurement and Max. 20 measurements to apply for all items
- Oct 2009 HDS3102M-N—first 100M handheld DSO made in China
- Oct 2009 HDS1021M—1 channel 20M low cost handheld DSO for niche market
- Jan 2010 MSO8102T—Mixed LA support DSO with 2GS/s real time sampling rate
- Feb 2010 MSO8202T—200M Mixed LA support DSO

**SmartDS series in amazing design with incredible light body will meet you soonest.**



## Sales Network

In China, OWON set up a national network and all big cities have OWON distributors and service center. Outside of China, OWON products service more than 80 countries and enjoy a long-term close business relation with our partners.



## Education Partners

- |                                       |   |
|---------------------------------------|---|
| Harvard University Cambridge, MA, USA | National University of the Inner Mongol |
| University Degli Studi di Milano      | University of Mosul                     |
| Chiba University                      | Sultan Qaboos University                |
| The University of IOWA                |   |
| The University of Western Ontario     |   |
| Technische University Hamburg-Harburg |   |
| University of Mosul Baghdad-Iraq      |   |

## Fair Show



Germany



Korea



Hongkong, China



Shenzhen



Shanghai



Peking

## International Exhibition Plan

- Apr 2010 The Hong Kong Electronics Fair( Spring Edition)
- Sep 2010 Electronica / productronica India 2010
- Oct 2010 The Hong Kong Electronics Fair( Fall Edition)
- Nov 2010 Electronica 2010 (Munich, Germany)

Welcome to visit.

# SUPREME SCOPEMETER

## HDS-N Series New Handheld Series Digital Storage Oscilloscope



Creative design of Silica gel key offer easy touching and friendly operation  
Creative design of separate shortcut key to simplify operation steps

### Main Features:

1. 3 in 1 (DSO+Multimeter+Cymometer)
2. Autoscale
3. FFT
4. 20 Automatic Measurements
5. Bandwidth: 20MHz-100MHz
6. Support USB for data transmission to PC
7. Replaceable li-ion battery back up (6 hours)
8. USB Flash Disk Storage
9. Waveform Record & Replay(HDS2062M-N, HDS3102M-N)

Dimension: 180mm(L)×115mm(H)×40mm(W)  
Weight: 645g



### Performance characteristics

Model	HDS1022M-N	HDS2062M-N	HDS3102M-N <b>HOT!</b>
Bandwidth	20MHz	60MHz	100MHz
Sample rate(Real time)	100MS/s	250MS/s	500MS/s
Horizontal Scale(S/div)	5ns/div~100s/div,step by 1~2.5~5	5ns/div~100s/div,step by 1~2~5	
Rise time (at input, typical)	≤17.5ns	≤5.8ns	≤3.5ns
Display	3.7 inch color display with TFT panel(640×480 pixels, 65535 colors)		
Channels	Dual		
Input impedance	1MΩ±2%, in parallel with 20pF±3pF		
Probe attenuation factor	1X, 10X, 100X, 1000X		
Max. input voltage	400V (PK-PK) (DC + AC PK-PK, 1MΩ input impedance, Probe attenuation 10:1)		
Record length	Max.6000 points on each channel		
Interpolation	(sin x)/x		
Input coupling	DC, AC, GND		
Acquisition modes	Sample, Peak Detect and Average		
Vertical resolution (A/D)	8 bit (2 channels simultaneously )		
Vertical sensitivity	5mV/div~5V/div(at input)		
DC gain accuracy	±3%		

### Performance characteristics

Model	HDS1022M-N	HDS2062M-N	HDS3102M-N <b>HOT!</b>
DC accuracy(Average)	Average>16:±(5% reading+0.05div) for ΔV		
Trigger type	Edge, Video, Alternate		
Trigger mode	Auto, Normal, Single		
Trigger level	±6 divisions from screen center		
Automatic measurement	Vpp,Vavg,RMS,Frequency,Period,Vmax,Vmin,Vtop,Vbase,Width,Overshoot,Pre-shoot,Rise time, Fall time,+Width,-Width,+Duty,-Duty,Delay A→B,Delay A→B		
Waveform math	+, -, ×, ÷, FFT		
Waveform storage	4 waveforms		
Lissajou's figure	Bandwidth	20MHz	60MHz
	Phase difference	±3 degrees	
Communication interface	USB		
Cymometer	Unavailable	Available	
Power supply	100V-240V AC, 50/60Hz		
Li-ion battery	7.4V, 6 hours operation		

### Multimeter Specifications

Full scale reading	3 <sup>3</sup> / <sub>4</sub> digits (Max.4000-count)	Diode	0V-1.5V
Input Impedance	10MΩ	On/Off measurement	<50(±30) beeping
Capacitance	51.2nF-100uF:±(3%±3 digit)		
Voltage	VDC:400mV,4V, 400V: ±(1±1digit) Max.input:DC 1000V, VAC:4V,40V,400V:±(1±3digit) Frequency:40Hz-400Hz, Max:input:AC 750V(virtual value)		
Current	DCA:40mA, 400mA:±(1.5%±1 digit) 10A:±(3%±3digit) DAA:40mA±(1.5%±3digit) 400mA:±(2±1 digit) 10A:±(3%±3digit)		
Impedance	400Ω:±(1%±3digit), 40Ω		

OWON continues to improve products and reserves the rights to change specifications without advance notice. For latest ones,please refer to our website.

### Application

Electronic circuit debugging      Circuit testing      Design and manufacture  
Education and training      Automobile maintenance and testing

### Accessories

The receipt of accessories should be taken as final.



# CLASSIC SCOPEMETER

## HDS Series Handheld Series Digital Storage Oscilloscope



### Main Features:

1. 3 in 1(DSO+Multimeter+Cymometer)
2. Autoscale
3. 20 Automatic Measurements
4. Bandwidth: 20MHz-60MHz
5. Support USB for data transmission to PC
6. Replaceable li-ion battery back up (6 hours)

Dimension: 180mm(L)×115mm(H)×40mm(W)  
Weight: 645g



### Performance characteristics

Model	HDS1021M <b>HOT!</b>	HDS1022M	HDS2062M
Bandwidth	20MHz	20MHz	60MHz
Sample rate(Real time)	100MS/s	100MS/s	250MS/s
Horizontal Scale(S/div)	5ns/div~100s/div,step by 1~2.5~5		5ns/div~100s/div,step by 1~2~5
Rise time (at input, typical)	≤17.5ns		≤5.8ns
Channels	Single	Dual	
Display	3.5"color display with TFT panel(320×240 pixels)	3.8" color display with TFT panel(320×240 pixels)	
Input impedance	1MΩ±2%, in parallel with 20pF±3pF		
Probe attenuation factor	1X, 10X, 100X, 1000X		
Max. input voltage	400V (PK-PK) (DC + AC PK-PK, 1MΩ input impedance, Probe attenuation 10:1)		
Record length	Max.6000 points on each channel		
Interpolation	(sin x)/x		
Input coupling	DC, AC, GND	DC, AC	
Acquisition modes	Sample, Peak Detect and Average		
Vertical resolution (A/D)	8 bit		
Vertical sensitivity	5mV/div~5V/div(at input)		
DC gain accuracy	±3%	±5%	

### Performance characteristics

Model	HDS1021M <b>HOT!</b>	HDS1022M	HDS2062M
DC accuracy(Average)	Average>16:±(3% reading+0.05div) for ΔV		Average>16:±(5% reading+0.05div) for ΔV
Trigger type	Edge, Video		
Trigger mode	Auto, Normal, Single		
Trigger level	±6 divisions from screen center		
Automatic measurement	Vpp,Vavg,RMS,Frequency,Period,Vmax,Vmin,Vtop,Vbase,Width,Overshoot,Pre-shoot,Rise time, Fall time, +Width,-Width,+Duty,-Duty,Delay A→B,Delay A→B		
Waveform math	Unavailable	+, -, ×, ÷,	
Waveform storage	4 waveforms		
Lissajou's figure	Bandwidth	Unavailable	20MHz 60MHz
	Phase difference	Unavailable	±3 degrees
Communication interface	USB		
Cymometer	Available	Unavailable	
Power supply	100V-240V AC, 50/60Hz		
Li-ion battery	7.4V, 6 hours operation		

### Multimeter Specifications

Full scale reading	3 <sup>3</sup> / <sub>4</sub> digits (Max.4000-count)	Diode	0V-1.5V
Input Impedance	10MΩ	On/Off measurement	<50(±30) beeping
Capacitance	51.2nF-100uF:±(3%±3 digit)		
Voltage	VDC:400mV,4V, 400V: ±(1±1digit) Max.input:DC 1000V, VAC:4V,40V,400V:±(1±3digit) Frequency:40Hz-400Hz, Max.input:AC 750V(virtual value)		
Current	DCA:40mA, 400mA:±(1.5%±1 digit) 20A:±(3%±3digit) DAA:40mA±(1.5%±3digit) 400mA:±(2±1 digit) 20A:±(3%±3digit)		
Impedance	400Ω:±(1%±3digit), 40Ω		

OWON continues to improve products and reserves the rights to change specifications without advance notice. For latest ones,please refer to our website.

### Application

Electronic circuit debugging      Circuit testing      Design and manufacture  
Education and training      Automobile maintenance and testing

### Accessories

The receipt of accessories should be taken as final.



# MSO Series

## Mixed LA-Oscilloscope



### Main Features:

1. 2 in 1 ( DSO+ LA )
2. 8 inch LCD color display
3. Support USB for data transmission to PC
4. USB Flash Disk Storage
5. 20 Automatic measurements
6. Max.2M record length
7. Slope trigger and pulse trigger added

Dimension: 370mm(L)×180mm(H)×120mm(W)  
Weight: 2.2kg



### Performance characteristics

Model	MSO5022S	MSO7102T	MSO7102TD <small>NEW!</small>	MSO8102T <small>NEW!</small>	MSO8202T <small>NEW!</small>
Bandwidth	25MHz	100MHz		100MHz	200MHz
Sample rate(Real time)	100MS/s	1GS/s (500MS/s for dual channels)		2GS/s(1GS/s for dual channels)	
Horizontal Scale(S/div)	5ns/div~100s/div,step by 1~2.5~5	2ns/div~100s/div,step by 1~2~5		1ns/div~100s/div,step by 1~2~5	
Rise time (at input, typical)	≤14ns	≤3.5ns		≤1.7ns	
Display	7.8" color LCD, STN display	8.0" color LCD, TFT screen, 640×480 pixels			
Channels	Dual channels + external trigger				
Input impedance	1MΩ±2%, in parallel with 20pF±3pF				
Max. input voltage	300V (DC + AC PK-PK)	400V (DC + AC PK-PK)			
Record length	Max.6000 points on each channel		Max.2M points		
Probe attenuation factor	1X, 10X, 100X, 1000X				
Interpolation	(sin x)/x				
Vertical resolution (A/D)	8 bit (2 channels simultaneously )				
Vertical sensitivity	5mV/div~5V/div(at input)	2mV/div~10V/div(at input)			
DC gain accuracy	±3%				
DC accuracy(Average)	Average>16:±(3% reading+0.05div) for ?V				
Acquisition mode	Normal, Peak Detect, Average				

### Performance characteristics

Model	MSO5022S	MSO7102T	MSO7102TD <small>NEW!</small>	MSO8102T <small>NEW!</small>	MSO8202T <small>NEW!</small>
Trigger type	Edge, Video, Alternate, Pulse, Slope				
Cursor measurement	ΔV and ΔT between cursors				
Automatic measurement	Vpp,Vavg,RMS,Frequency,Period,Vmax,Vmin,Vtop,Vbase,Width,Overshoot,Pre-shoot,Rise time, Fall time,+Width,-Width,+Duty,-Duty,Delay A→B,Delay A→B				
Waveform Math	+, -, ×, ÷, FFT				
Waveform storage	4 waveforms				
Trigger mode	Auto, Normal, Single				
Lissajou's figure	Bandwidth	25MHz	100MHz	100MHz	200MHz
	Phase difference	±3 degrees			
Communication interface	USB, Support USB Flash Disk Storage				
Cymometer	Unavailable			Available	
Power supply	100V-240V ACRMS, 50/60Hz, CAT II				
Battery	7.4V 8000mA				
Fuse	1A, T grade , 250V				

### Logic analyzer characteristics

Model	MSO5022S	MSO7102T	MSO7102TD	MSO8102T	MSO8202T	Data search	Available
Sample rate (real time)	20S/s-100MS/s	20S/s-400MS/s				Digital filter	0,1,2 optional
Bandwidth	33MHz	66MHz				Storage setting	10 settings
Threshold voltage	±10V(4 settings)					USB flash disk storage	Available
Input signal range	±15V						
Channels	16						
Record length	4M/channel						
Input impedance	1MΩ±2%						
Trigger position setting	Pre-trigger, mid-trigger, re-trigger						
Trigger mode	Edge trigger, Bus trigger, Pattern trigger,Sequential queue trigger, Data width trigger,Distributed queue trigger						
Data System	Binary system, Decimal system, Hex						

OWON continues to improve products and reserves the rights to change specifications without advance notice. For latest ones,please refer to our website.

### Application

Design and Debug      Circuit function test  
Identified signals logic information      Education & Training      Mixed signal circuit test

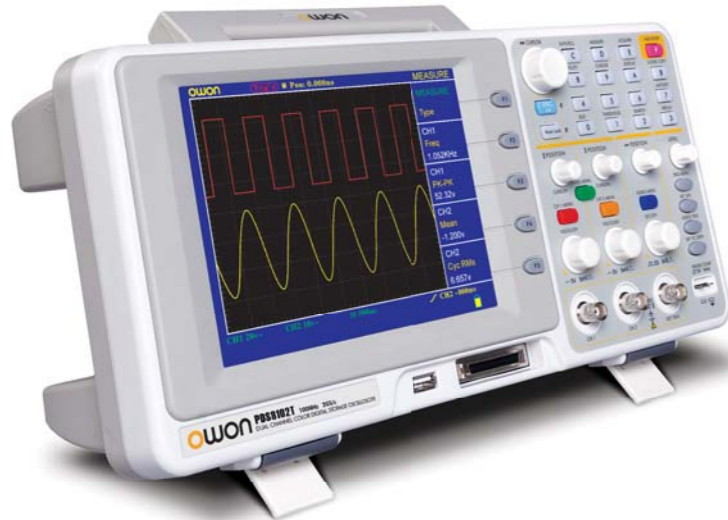
### Accessories

The receipt of accessories should be taken as final.



# PDS8102T/PDS8202T

With Logic analyzer interface stand by in your unit!  
Support your DSO with LA function to become a MSO is never magic!



### Main Features:

1. Autoscale
2. FFT
3. Bandwidth: 100MHz-200MHz
4. Sample rate : Max up to 2GS/s
5. 8 inch LCD color display
6. Support USB for data transmission to PC
7. 20 Automatic measurements

Dimension: 370mm(L)×180mm(H)×120mm(W)  
Weight: 2.2kg



### Performance characteristics

Model	PDS8102T <small>NEW!</small>	PDS8202T <small>NEW!</small>
Bandwidth	100MHz	200MHz
Sample rate(Real time)	1GS/s(500MS/s for dual channels)	2GS/s(1GS/s for dual channels)
Horizontal Scale(S/div)	2ns/div--100s/div step by 1-2-5	1ns/div--100s/div step by 1-2-5
Rise time (at input, typical)	≤3.5ns	≤1.7ns
Channels	Dual channels+external trigger	
Display	8" color LCD, TFT display , 640*480 pixels, 65535 colors	
Input impedance	1MΩ±2%, in parallel with 20pF±3pF	
Isolation between channels	50Hz (100:1), 10MHz (40:1)	
Max. input voltage	400V(DC + AC PK-PK)	
DC gain accuracy	±3%	
DC accuracy(Average)	Average≥16:±(3% reading+0.05div) for ΔV	
Probe attenuation factor	1X, 10X, 100X, 1000X	
LF respond(AC, -3dB)	≥5Hz(at input)	
Record length	Max.2M points	
Sampling rate/relay time accuracy	±100ppm	
Interpolation	(sin x)/x	

### Performance characteristics

Model	PDS8102T <small>NEW!</small>	PDS8202T <small>NEW!</small>
Bandwidth	100MHz	200MHz
Interval(ΔT) accuracy(full bandwidth)	Single: ±(1 interval time+100ppm×reading+0.6ns) Average>16:±(1 interval time+100ppm×reading+0.4ns)	
Input coupling	DC, AC, GND	
Displacement	±1V(5mV-50mV), ±10V(100mV-1mV), ±100V(2V-10V)	
Vertical resolution (A/D)	8 bit (2 channels simultaneously )	
Vertical sensitivity	2mV/div~10V/div(at input)	
Trigger type	Edge, Video, Alternate, Pulse, Slope	
Trigger mode	Auto, Normal, Single	
Trigger level	±6 divisions from screen center	
Acquisition modes	Sample, Peak Detect and Average	
Line/field frequency(Video)	Support NTSC, PAL and SECAM	
Cursor measurement	ΔV and ΔT between cursors	
Automatic measurement	Vpp,Vavg,RMS,Frequency,Period,Vmax,Vmin,Vtop,Vbase,Width,Overshoot,Pre-shoot,Rise time, Fall time,+Width,-Width,+Duty,-Duty,Delay A→B,Delay A→B	
Waveform Math	+, -, ×, ÷, FFT	
Waveform storage	4 waveforms	
Lissajou's figure	Bandwidth	100MHz 200MHz
	Phase difference	±3 degrees
Communication interface	USB, Support USB Flash Disk Storage	
Cymometer	Available	
Power supply	100V-240V AC, 50/60Hz, CAT II	
Power consumption	≤15W	
Fuse	1A, T class, 250V	


OWON continues to improve products and reserves the rights to change specifications without advance notice. For latest ones,please refer to our website.

### Application

Electronic circuit debugging      Circuit testing      Design and manufacture  
Education and training      Automobile maintenance and testing

### Accessories

The receipt of accessories should be taken as final.



# PDS Series

## Portable Digital Storage Oscilloscope



### Main Features:

1. Autoscale
2. FFT
3. Bandwidth: 25MHz-100MHz
4. Sample rate : Max up to 500MS/s
5. 8 inch LCD color display
6. Support USB for data transmission to PC
7. 20 Automatic measurements

Dimension: 350mm(L)×157mm(H)×103mm(W)  
Weight: 1.7kg



### Performance characteristics

Model	PDS5022S	PDS6062S	PDS6062T	PDS7102T
Bandwidth	25MHz	60MHz	60MHz	100MHz
Sample rate(Real time)	100MS/s	250MS/s	250MS/s	500MS/s
Horizontal Scale(S/div)	5ns/div~100s/div,step by 1~2.5~5		5ns/div~100s/div,step by 1~2~5	
Rise time (at input, typical)	≤14ns	≤5.8ns	≤3.5ns	
Channels	Dual channels+external trigger			
Display	7.8 inch color LCD, STN screen, 640×480 pixels		8.0 inch color LCD, TFT screen, 640×480 pixels	
Input impedance	1MΩ±2%, in parallel with 20pF±3pF			
Isolation between channels	50Hz(100:1), 10MHz(25:1)		50Hz(100:1), 10MHz(40:1)	
Max. input voltage	300V(DC + AC PK-PK, 1MΩ input impedance, Probe attenuation 10:1)		400V(DC + AC PK-PK)	
DC gain accuracy	±5%		±3%	
DC accuracy(Average)	Average≥16:±(5% reading+0.05div) for ΔV		Average≥16:±(3% reading+0.05div) for ΔV	
Probe attenuation factor	1X, 10X, 100X, 1000X			
LF respond(AC, -3dB)	≥5Hz(at input)			
Record length	5K points on each channel	6K points on each channel		
Sampling rate/relay time accuracy	±100ppm			
Interpolation	(sin x)/x			

### Performance characteristics

Model	PDS5022S	PDS6062S	PDS6062T	PDS7102T	
Bandwidth	25MHz	60MHz	60MHz	100MHz	
Sample rate(Real time)	100MS/s	250MS/s	250MS/s	500MS/s	
Interval(ΔT) accuracy(full bandwidth)	Single: ±(1 interval time+100ppm×reading+0.6ns) Average>16:±(1 interval time+100ppm×reading+0.4ns)				
Input coupling	DC, AC			DC, AC, GND	
Displacement	±50V(500mV-5V), ±2V(5mV-200mV)				
Vertical resolution (A/D)	8 bit (2 channels simultaneously )				
Vertical sensitivity	5mV/div~5V/div(at input)				
Trigger type	Edge, Video			Edge, Video, Alternate	
Trigger mode	Auto, Normal, Single				
Trigger level	±6 divisions from screen center				
Acquisition modes	Sample, Peak Detect and Average				
Line/field frequency(Video)	Support NTSC, PAL and SECAM				
Cursor measurement	ΔV and ΔT between cursors				
Automatic measurement	Vpp,Vavg,RMS,Frequency,Period,Vmax,Vmin,Vtop,Vbase,Width,Overshoot,Pre-shoot,Rise time, Fall time, +Width,-Width, +Duty,-Duty,Delay A→B, Delay A→B				
Waveform Math	+, -, FFT				
Waveform storage	4 waveforms				
Lissajou's figure	Bandwidth	25MHz	60MHz	60MHz	100MHz
	Phase difference	±3 degrees			
Communication interface	USB				
Cymometer	Unavailable			Available	
Power supply	100V-240V AC, 50/60Hz, CAT II				
Power consumption	≤15W				
Fuse	1A, T class, 250V				

OWON continues to improve products and reserves the rights to change specifications without advance notice. For latest ones,please refer to our website.

### Application


- Electronic circuit debugging
- Education and training
- Circuit testing
- Automobile maintenance and testing
- Design and manufacture

### Accessories

The receipt of accessories should be taken as final.



Probe




Power cord



Probe adjust



USB



CD-Rom



Battery(optional)



Manual